

EXHAUST FAN INFORMATION - JOB#8507527

FAN UNIT NO	TAG	QTY	FAN UNIT MODEL #	MANUFACTURER	CFM	ESP	RPM	MOTOR ENCL	HP	BHP	PHASE	VOLT	FLA	DISCHARGE VELOCITY	WEIGHT (LBS)	SONES
1	VE-1	1	DU33H	FLAIRE	400	0.900	1465	TEAD-ECM	0.333	0.1680	1	115	4.3	198 FPM	64	14.8

FAN ACCESSORIES

FAN UNIT NO	TAG	EXHAUST			SUPPLY			
		GREASE CUP	GRAVITY DAMPER	WALL MOUNT	SIDE DISCHARGE	GRAVITY DAMPER	MOTORIZED DAMPER	WALL MOUNT
1	VE-1							

FAN SOUND DATA

FAN UNIT NO	TAG	MOTOR	SOUND DATA			OCTAVE BAND SOUND DATA								
			LWA	SONES @ 5 FT	DBA @ 5 FT	DISTANCE (FT)	63 HZ	125 HZ	250 HZ	500 HZ	1 KHZ	2 KHZ	4 KHZ	8 KHZ
1	VE-1	EXHAUST	78.4	14.848642356627106	66.9	5	68.4	74.7	80.9	76.1	72.2	70.1	62.7	54.9



FloAire

JOB CPE la Giroflee, Essipit	
LOCATION ,	
DATE 2/13/2026	JOB # 8507527
DWG # 1	DRAWN BY
REV.	SCALE 3/8" = 1'-0"

FAN OPTIONS

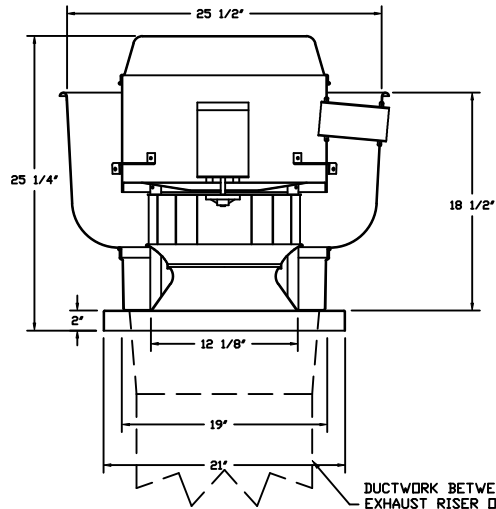
FAN UNIT NO	TAG	QTY	DESCRIPTION
1	VE-1	1	ECM WIRING PACKAGE - MANUAL DR 0-10VDC REFERENCE SPEED CONTROL -RTC- (TELCO MOTOR), CCW ROTATION
		1	2 YEAR PARTS WARRANTY



FloAire

JOB CPE la Giroflee, Essipit	
LOCATION ,	
DATE 2/13/2026	JOB # 8507527
DWG # 2	DRAWN BY
REV.	SCALE 3/8" = 1'-0"

FAN #1 DU33H - EXHAUST FAN (VE-1)



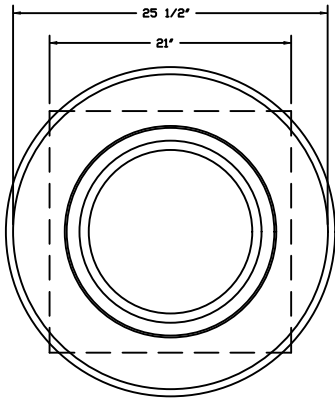
FEATURES:

- DIRECT DRIVE CONSTRUCTION (NO BELTS/PULLEYS).
- ROOF MOUNTED FANS.
- RESTAURANT MODEL.
- UL705
- VARIABLE SPEED CONTROL.
- INTERNAL WIRING.
- THERMAL OVERLOAD PROTECTION (SINGLE PHASE).
- HIGH HEAT OPERATION 300°F (149°C).
- NEMA 3R SAFETY DISCONNECT SWITCH.

NORMAL TEMPERATURE TEST
 EXHAUST FAN MUST OPERATE CONTINUOUSLY WHILE EXHAUSTING AIR AT 300°F (149°C) UNTIL ALL FAN PARTS HAVE REACHED THERMAL EQUILIBRIUM, AND WITHOUT ANY DETERIORATING EFFECTS TO THE FAN WHICH WOULD CAUSE UNSAFE OPERATION.

OPTIONS

- ECM WIRING PACKAGE - MANUAL OR 0-10VDC REFERENCE SPEED CONTROL
- RTC- (TELCO MOTOR), CCW ROTATION.
- 2 YEAR PARTS WARRANTY.

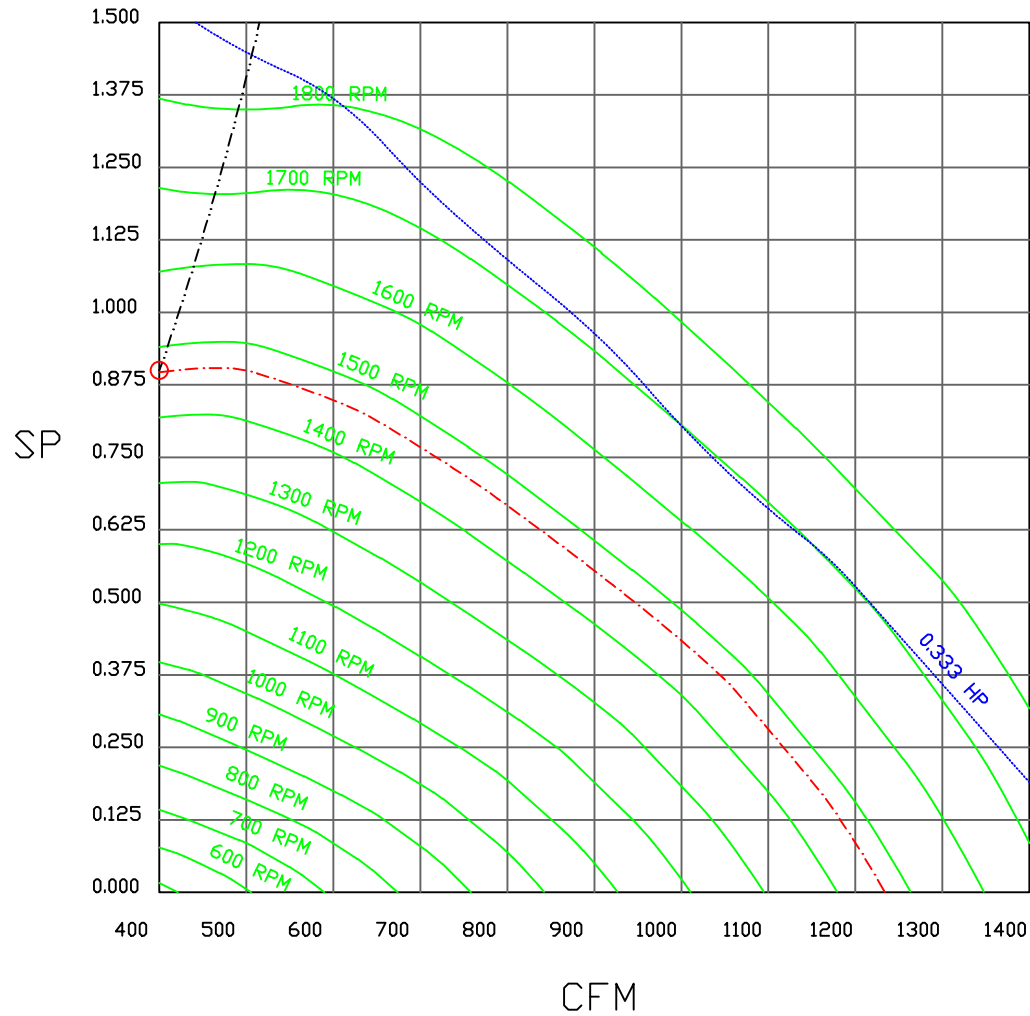


TOP VIEW

	FloAire		JOB CPE la Giroflee, Essipit	
			LOCATION ,	
	DATE	2/13/2026	JOB #	8507527
	DWG #	3	DRAWN BY	
	REV.		SCALE	3/8" = 1'-0"

FAN#1 (VE-1) - EXHAUST PERFORMANCE CURVES.

400 CFM, 0.9 SP @ 1465 RPM AND 0.168 BHP AT 0 FEET AND 120 DEG F.
 * PLEASE NOTE THAT THESE CURVES WERE ADJUSTED FOR JOB SPECIFIC TEMPERATURE AND ALTITUDE.



FloAire

JOB CPE la Giroflee, Essipit	
LOCATION ,	
DATE 2/13/2026	JOB # 8507527
DWG # 4	DRAWN BY
REV.	SCALE 3/8" = 1'-0"

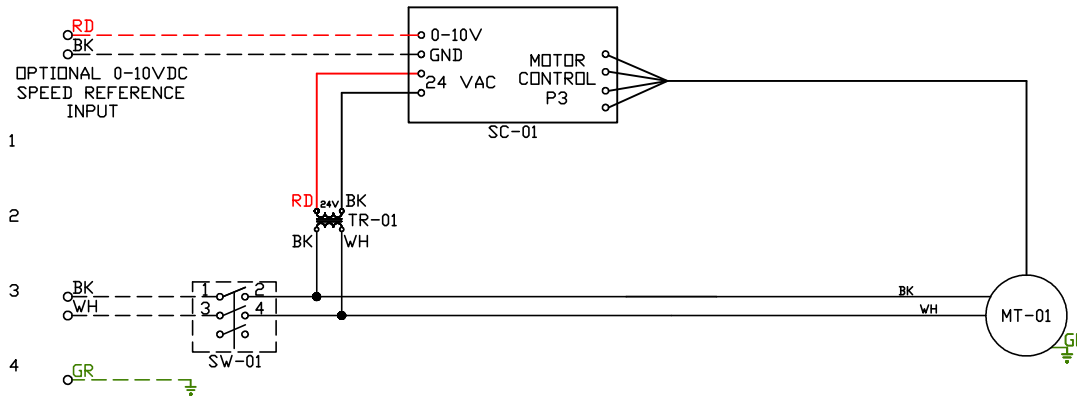
Exhaust Fan Wiring

JOB 8507527 - CPE la Giroflee, Essipit

DRAWING NUMBER EXH8507527-1

SHIP DATE 2/13/2026

MODEL DU33H



Installed Options

Component Identification		
Label	Description	Location
MT-01	Fan Motor	[3]
SC-01	RTC-FSC-1	[1]
SW-01	Main disconnect switch	[3]
TR-01	24VAC 20VA Transformer	[2]

MOTOR INFO
EXHAUST 0.3HP-115V-1P-4.3FLA

ELECTRICAL INFORMATION
MOTOR/CTRL MCA: 5.4A
MOTOR/CTRL MOP: 15A

NOTES
- - - - DENOTES FIELD WIRING
———— DENOTES INTERNAL WIRING

WIRE COLOR

BK - BLACK	YW - YELLOW
BL - BLUE	GR - GREEN
BR - BROWN	GY - GRAY
OR - ORANGE	PR - PURPLE
RD - RED	PK - PINK
WH - WHITE	