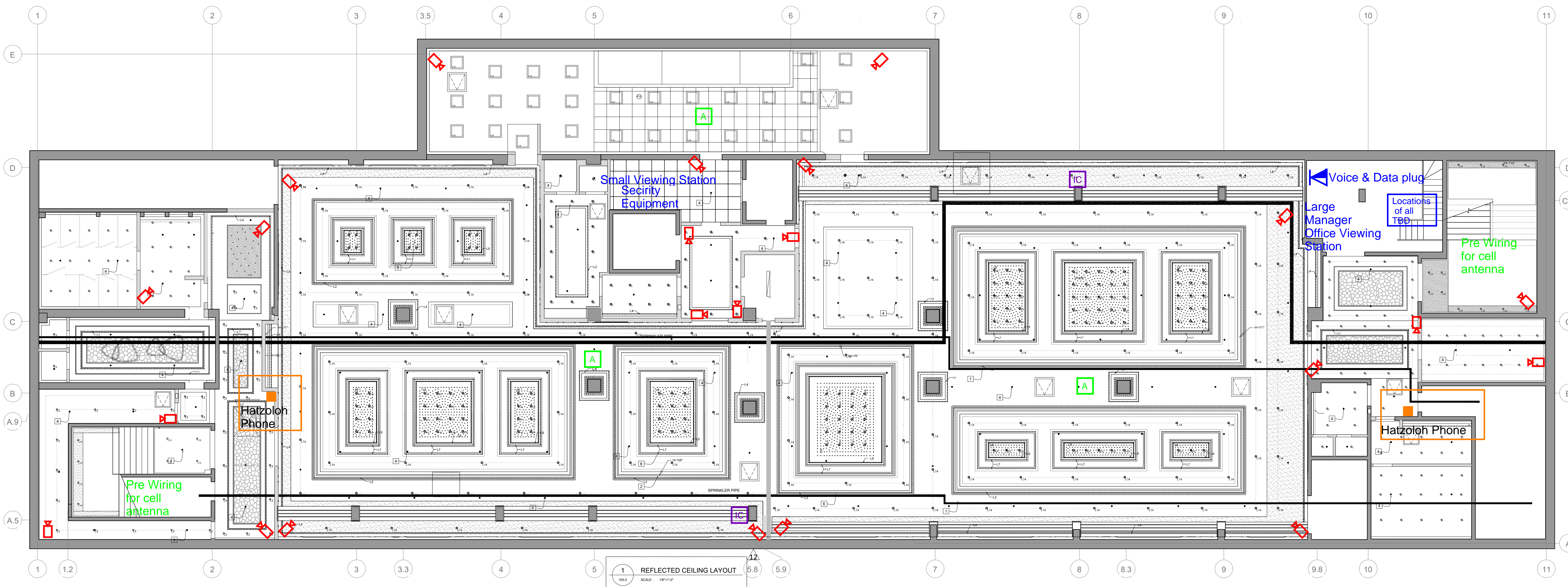


REVISION :

NO.	DESCRIPTION	DATE
R1	SUBMIT TO THE DRAWINGS	2024-03-08
R2	REVISED THE DRAWINGS AS PER THE CLIENT COMMENTS	2024-08-07
R3	TENDER DRAWING	2024-11-07
R4	TENDER DRAWING REVISED AS PER COMMENTS	2024-12-17
R5	TENDER DRAWING REVISED AS PER COMMENTS	2025-01-03
R6	TENDER DRAWING REVISED AS PER COMMENTS	2025-01-22
R7	TENDER DRAWING REVISED BRIDE ROOM PROPOSAL	2025-02-05
R8	TENDER DRAWING REVISED BRIDE ROOM PROPOSAL	2025-02-12
R9	TENDER DRAWING REVISED BRIDE ROOM PROPOSAL	2025-03-06
R10	TENDER DRAWING REVISED AS PER COMMENTS	2025-03-24
R11	CONSTRUCTION	2025-08-20
R12	TENDER DRAWING REVISED AS PER ALTAPEX'S COMMENTS	2025-09-18
R12.1	WOMEN BATHROOM LAYOUT	2025-11-19
R12.2	NEW LIGHTING QUANTITY	2025-11-19
R12.3	CEILING - BATHROOM - LIGHTING RE	2025-11-23



LEGEND :

Symbol	Description
⊕	ELECTRICAL DOUBLE SOCKET
⊖	SINGLE SWITCH
⊕	DOUBLE SWITCH
⊕	FLOOR RECEPTACLE
⊕	WALL SOCKET
⊕	SECURITY CAMERA
⊕	SECURITY CARD READER
⊕	TELEPHONE POINT
⊕	DATA POINT
⊕	SPRINKLER
⊕	SMOKE DETECTOR
⊕	AUDIO PLUG

NOTE: ALL PLUGS HEIGHT WILL BE 4'-0" UNLESS MENTIONED ON THE PLAN

LOCATION :
6529 Rue Hutchison,
Montreal, QC H2V 4C9

PROJECT :
**WEDDING HALL
FOR TENDER**

TITLE :
**REFLECTED
CEILING LAYOUT**

DATE 2025-11-19	DRAWN BY AH	DRAWING NO. 105-3
SIZE ARCH D 24X36	SCALE INDICATE	REVISION 12.2

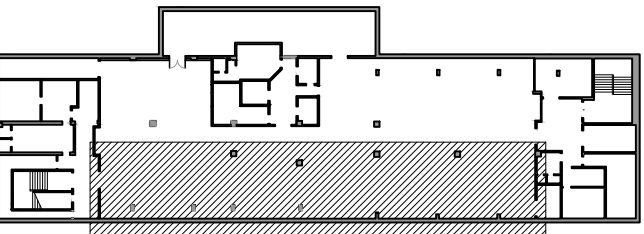
- NOTES:
- ALL DIMENSIONS ARE IN INCH UNLESS MENTIONED.
 - DRAWINGS SHALL NOT BE MEASURED.FOLLOW WRITTEN DIMENSIONS.
 - ANY DISCREPANCY IN THIS DRAWING OR ANY OTHER DRAWINGS RELATED TO THIS DRAWING SHALL BE BROUGHT TO THE NOTICE OF THE ARCHITECTS IMMEDIATELY.
 - THIS DRAWING IS TO BE READ IN CONJUNCTION WITH RELEVANT DETAIL DRAWINGS AS MENTIONED IN THE DRAWING.
 - THIS DRAWING IS PROPERTY OF ESKO DESIGN INC AND SHOULD NOT BE SHARED IN ANY FROM WITH ANY THIRD PARTY WITHOUT CONSENT OF ESKO DESIGN INC
 - ALL DIMENSIONS MUST CHECK IN THE SITE BEFORE MANUFACTURE.

- New Camera
- Cell Booster
- Intercom
- Voice & Data plug

PUMP CONNECTION ???

1 REFLECTED CEILING LAYOUT
SCALE: 1/8"=1'-0"

KEY PLAN :



REVISION :

NO.	DESCRIPTION	DATE
R1	SUBMIT TO THE DRAWINGS	2024-03-08
R2	REVISED THE DRAWINGS AS PER THE CLIENT COMMENTS	2024-08-07
R3	TENDER DRAWING	2024-11-07
R4	TENDER DRAWING REVISED AS PER COMMENTS	2024-12-17
R5	TENDER DRAWING REVISED AS PER COMMENTS	2025-01-03
R6	TENDER DRAWING REVISED AS PER COMMENTS	2025-01-22
R7	TENDER DRAWING REVISED BRIDE ROOM PROPOSAL	2025-02-05
R8	TENDER DRAWING REVISED BRIDE ROOM PROPOSAL	2025-02-12
R9	TENDER DRAWING REVISED BRIDE ROOM PROPOSAL	2025-03-06
R10	TENDER DRAWING REVISED AS PER COMMENTS	2025-03-24
R11	CONSTRUCTION	2025-08-20
R12	TENDER DRAWING REVISED AS PER ALTAPEX'S COMMENTS	2025-09-18

LEGEND : AUDIO PLAN SYMBOLS

	20 AMP 4 X SEPARATE BREAKER
	SPEAKON 14 GAUGE SHIELDED 2 WIRE 4 SEPARATE LINES
	SPEAKON OUT 14 GAUGE SHIELDED 2 WIRE 2 SEPARATE LINES LADIES SIDE
	XLR IN & OUT PLATE MICRON
	XLR IN & OUT PLATE MICRON LADIES SIDE
	XLR IN PLATE MICRON CONTROL FOR LADIES SIDE

LOCATION :

6529 Rue Hutchison,
Montreal, QC H2V 4C9

PROJECT :

WEDDING HALL
FOR TENDER

TITLE :

AUDIO PLUG LAYOUT

DATE 2024-03-08	DRAWN BY AS	DRAWING NO. 106-1
SIZE ANCI B 24X36	SCALE INDICATE	REVISION 12

NOTES:

- ALL DIMENSIONS ARE IN INCH UNLESS MENTIONED.
- DRAWINGS SHALL NOT BE MEASURED.FOLLOW WRITTEN DIMENSIONS.
- ANY DISCREPANCY IN THIS DRAWING OR ANY OTHER DRAWINGS RELATED TO THIS DRAWING SHALL BE BROUGHT TO THE NOTICE OF THE ARCHITECTS IMMEDIATELY.
- THIS DRAWING IS TO BE READ IN CONJUNCTION WITH RELEVANT DETAIL DRAWINGS AS MENTIONED IN THE DRAWING.
- THIS DRAWING IS PROPERTY OF ESKO DESIGN INC AND SHOULD NOT BE SHARED IN ANY FROM WITH ANY THIRD PARTY WITHOUT CONSENT OF ESKO DESIGN INC
- ALL DIMENSIONS MUST CHECK IN THE SITE BEFORE MANUFACTURE.

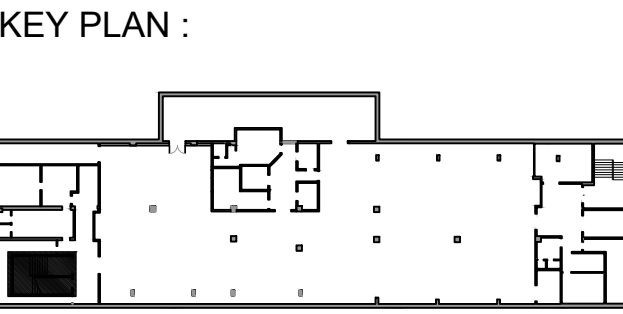


1 AUDIO PLUG LAYOUT
SCALE: 3/16"=1'-0"

2 AUDIO PLUG ELEVATION LOCATION
SCALE: 1"=1'-0"

XLR
2/18 Shielded Cable

Speakon
4/14 Cable



REVISION :

NO.	DESCRIPTION	DATE
R1	SUBMIT TO THE DRAWINGS	2024-03-08
R2	REVISED THE DRAWINGS AS PER THE CLIENT COMMENTS	2024-08-07
R3	TENDER DRAWING	2024-11-07
R4	TENDER DRAWING REVISED AS PER COMMENTS	2024-12-17
R5	TENDER DRAWING REVISED AS PER COMMENTS	2025-01-03
R6	TENDER DRAWING REVISED AS PER COMMENTS	2025-01-22
R7	TENDER DRAWING REVISED BRIDE ROOM PROPOSAL	2025-02-05
R8	TENDER DRAWING REVISED BRIDE ROOM PROPOSAL	2025-02-12
R9	TENDER DRAWING REVISED BRIDE ROOM PROPOSAL	2025-03-06
R10	TENDER DRAWING REVISED AS PER COMMENTS	2025-03-24
R11	CONSTRUCTION	2025-08-20
R12	TENDER DRAWING REVISED AS PER ALTAPEX'S COMMENTS	2025-09-18
R12.1	WOMEN BATHROOM LAYOUT	2025-11-19
R12.2	NEW LIGHTING QUANTITY	2025-11-19
R12.3	CEILING - BATHROOM - LIGHTING RE	2025-11-23

LEGEND :

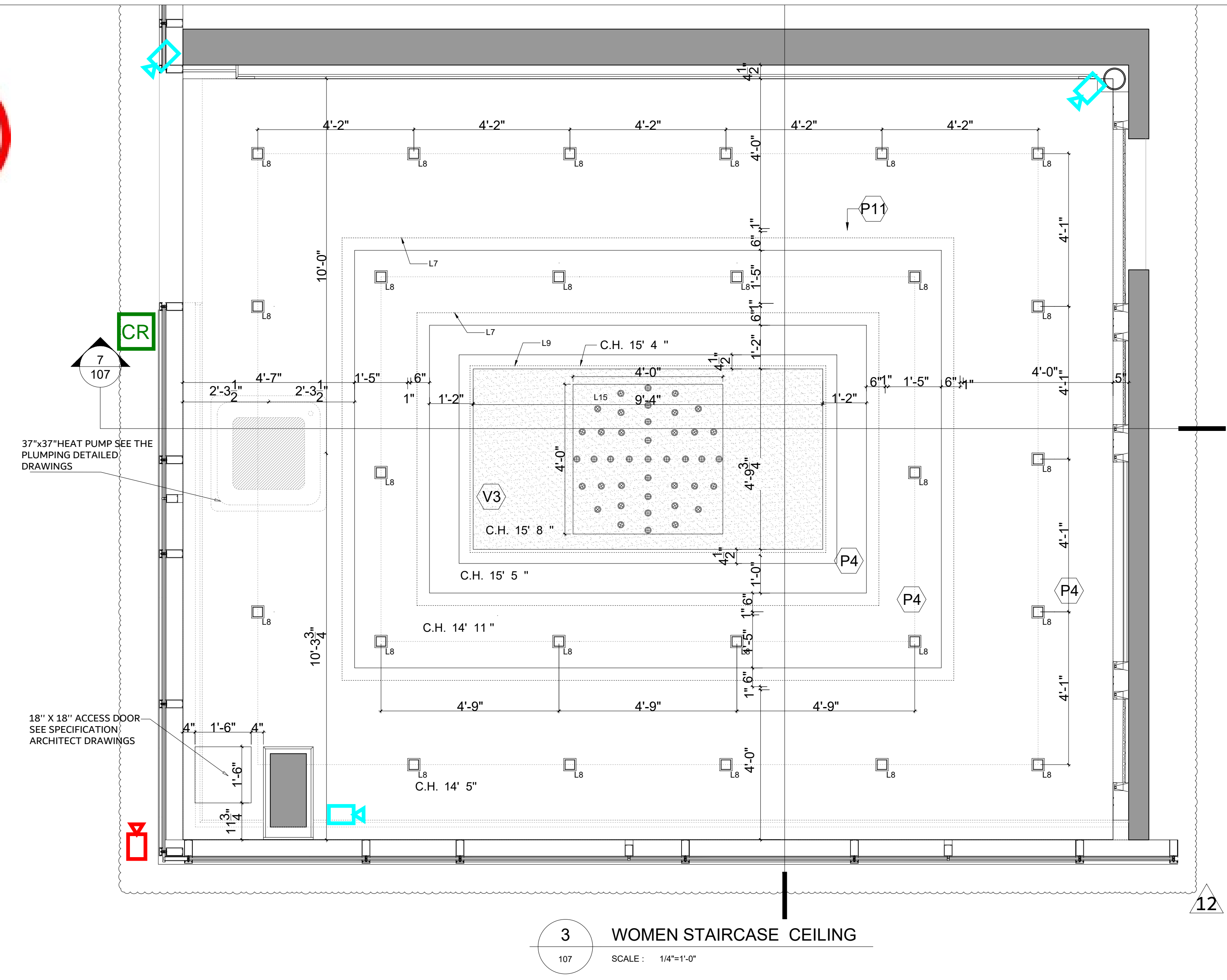
LOCATION :
6529 Rue Hutchison,
Montreal, QC H2V 4C9

PROJECT :
**WEDDING HALL
FOR TENDER**

TITLE :
**WOMEN STAIRCASE
CEILING**

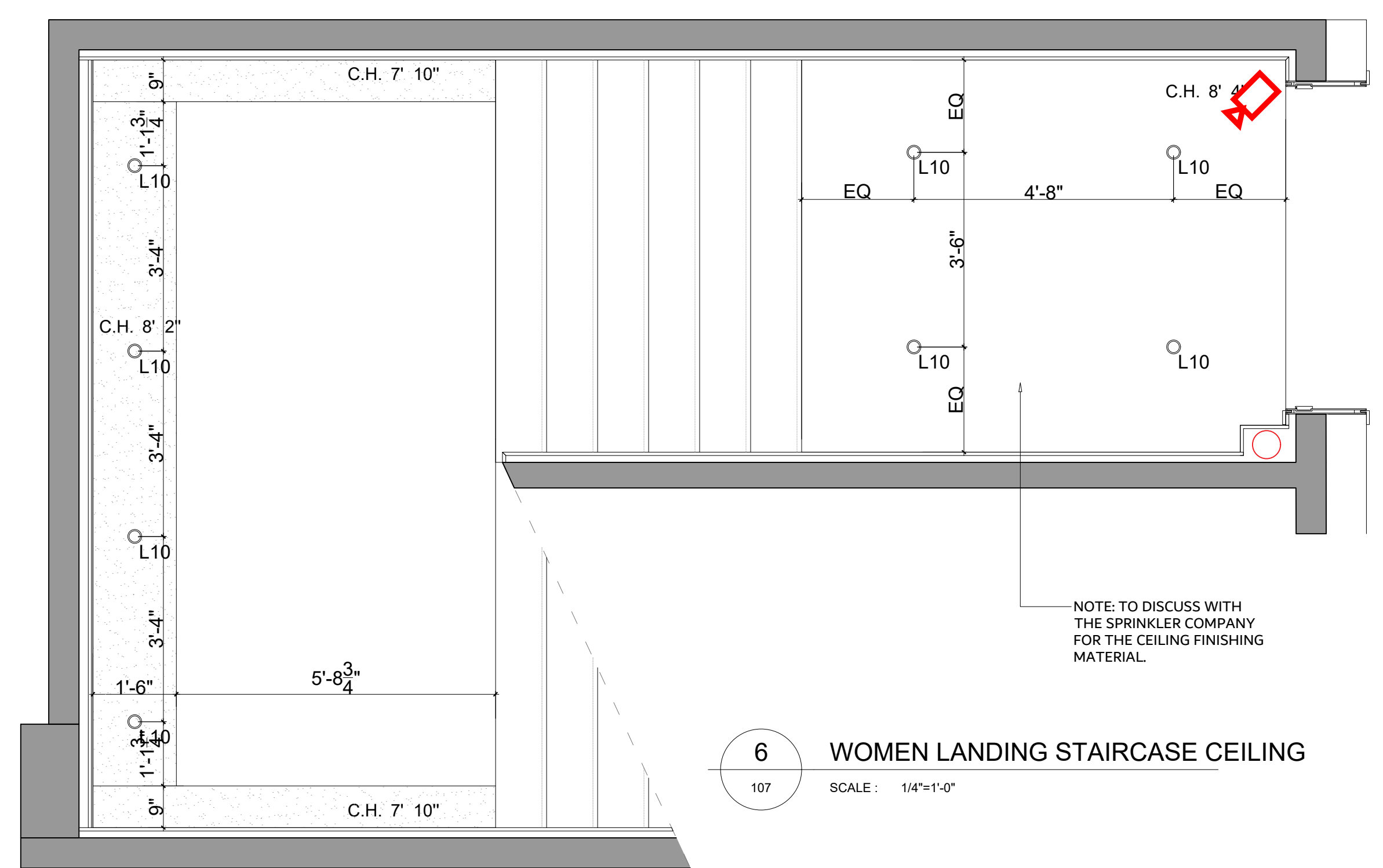
DATE 2025-11-19	DRAWN BY AH	DRAWING NO. 107
SIZE ARCH D 24X36	SCALE INDICATE	REVISION 12.2

- NOTES:
- ALL DIMENSIONS ARE IN INCH UNLESS MENTIONED.
 - DRAWINGS SHALL NOT BE MEASURED.FOLLOW WRITTEN DIMENSIONS.
 - ANY DISCREPANCY IN THIS DRAWING OR ANY OTHER DRAWINGS RELATED TO THIS DRAWING SHALL BE BROUGHT TO THE NOTICE OF THE ARCHITECTS IMMEDIATELY.
 - THIS DRAWING IS TO BE READ IN CONJUNCTION WITH RELEVANT DETAIL DRAWINGS AS MENTIONED IN THE DRAWING.
 - THIS DRAWING IS PROPERTY OF ESKO DESIGN INC AND SHOULD NOT BE SHARED IN ANY FROM WITH ANY THIRD PARTY WITHOUT CONSENT OF ESKO DESIGN INC
 - ALL DIMENSIONS MUST CHECK IN THE SITE BEFORE MANUFACTURE.

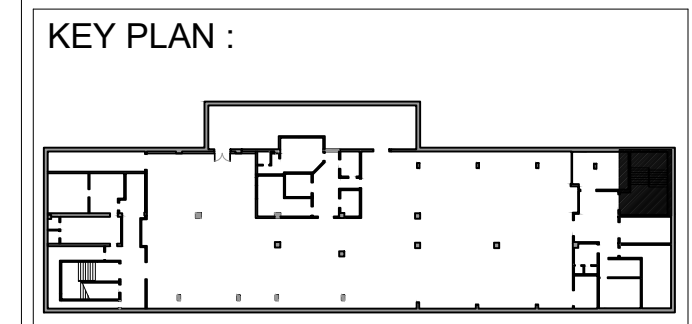


3 WOMEN STAIRCASE CEILING
SCALE : 1/4"=1'-0"

- Existing Camera
- New Camera
- Access Control



6 WOMEN LANDING STAIRCASE CEILING
SCALE : 1/4"=1'-0"



REVISION :

NO.	DESCRIPTION	DATE
R1	SUBMIT TO THE DRAWINGS	2024-03-08
R2	REVISED THE DRAWINGS AS PER THE CLIENT COMMENTS	2024-08-07
R3	TENDER DRAWING	2024-11-07
R4	TENDER DRAWING REVISED AS PER COMMENTS	2024-12-17
R5	TENDER DRAWING REVISED AS PER COMMENTS	2025-01-03
R6	TENDER DRAWING REVISED AS PER COMMENTS	2025-01-22
R7	TENDER DRAWING REVISED BRIDE ROOM PROPOSAL	2025-02-05
R8	TENDER DRAWING REVISED BRIDE ROOM PROPOSAL	2025-02-12
R9	TENDER DRAWING REVISED BRIDE ROOM PROPOSAL	2025-03-06
R10	TENDER DRAWING REVISED AS PER COMMENTS	2025-03-24
R11	CONSTRUCTION	2025-08-20
R12	TENDER DRAWING REVISED AS PER ALTAPEXS COMMENTS	2025-09-18
R12.1	WOMEN BATHROOM LAYOUT	2025-11-19
R12.2	NEW LIGHTING QUANTITY	2025-11-19
R12.3	CEILING - BATHROOM - LIGHTING RE	2025-11-23

LEGEND :

	Existing Camera
	Access Control

LOCATION :
6529 Rue Hutchison,
Montreal, QC H2V 4C9

PROJECT :
**WEDDING HALL
FOR TENDER**

TITLE :
**MEN STAIRCASE
CEILING**

DATE 2025-11-19	DRAWN BY AH	DRAWING NO. 114
SIZE ARCH D 24X36	SCALE 1/2"=1'-0"	REVISION 12.2

- NOTES:
- ALL DIMENSIONS ARE IN INCH UNLESS MENTIONED.
 - DRAWINGS SHALL NOT BE MEASURED, FOLLOW WRITTEN DIMENSIONS.
 - ANY DISCREPANCY IN THIS DRAWING OR ANY OTHER DRAWINGS RELATED TO THIS DRAWING SHALL BE BROUGHT TO THE NOTICE OF THE ARCHITECTS IMMEDIATELY.
 - THIS DRAWING IS TO BE READ IN CONJUNCTION WITH RELEVANT DETAIL DRAWINGS AS MENTIONED IN THE DRAWING.
 - THIS DRAWING IS PROPERTY OF ESKO DESIGN INC AND SHOULD NOT BE SHARED IN ANY FORM WITH ANY THIRD PARTY WITHOUT CONSENT OF ESKO DESIGN INC.
 - ALL DIMENSIONS MUST CHECK IN THE SITE BEFORE MANUFACTURE.

